



Engine

Yanmar Diesel 4 cylinders	4TNV98-XBV
Rated Output (DIN 6270B)	43.4 kw/58.2 HP/2000 rpm
Displacement	3318 cm ³
Max. torque	251 N.m./1200 rpm

Hydraulic circuit

System capacity	100 l
Max. pressure	245 bar
Variable flow dual piston pump	2 x 74 l/min
1 gear pump	1 x 60.4 l/min

Performances

Travelling speed*	2.7/4.7 km/h - 2.5/4.5 km/h	Grade ability	30°
Swing speed	10 rpm	Shoe width	450 mm
Digging force (arm/bucket)	3900/5690 kgf	Ground clearance	380 mm
Boom swing (L/R)	68°/68°	Blade (width x height)	2260 x 450 mm
Ground pressure*	0.342/0.346 kg/cm ²		*rubber crawlers/steel crawlers



Miscellaneous

Fuel tank	100 l
Cooling system	8.7 l
Transport dimensions (L x w x h)	6285 x 2270 x 2715 mm
Noise level LwA (2000/14/EC & 2005/88/EC)	98 dBA



Optional equipment

Special paint	FOPS 2 protection bars on cab roof
Air conditioning	4 th hydraulic circuit
Anti-theft device	Safety device for loading
Beacon light, yellow	Electric refuelling pump

WINNER PLANT

SUSSEX: 01903 230700

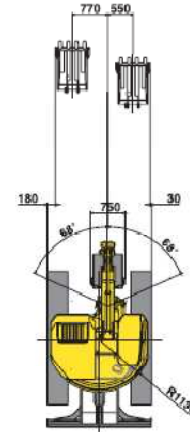
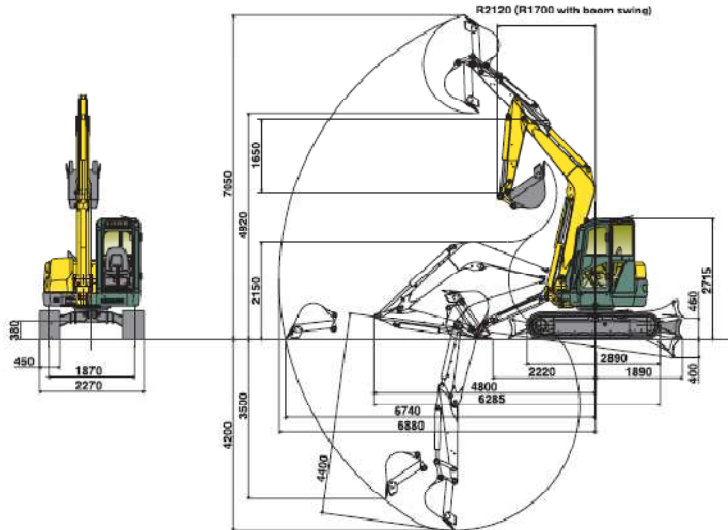
SURREY: 01483 456789

EMAIL: SALES@WINNERPLANT.CO.UK



Operating weight +2% :

7720 kg (rubber crawlers)
7770 kg (steel crawlers)

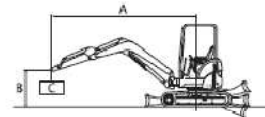


Subject to any technical modifications.
Dimensions given in mm with standard Yanmar bucket.

Blade on ground								
A	Maxi		5.0 m		4.0 m		3.0 m	
B								
5.0	*1510	*1510	-	-	*1580	*1580	-	-
4.0	1080	*1530	-	-	*1530	*1530	-	-
3.0	800	*1530	1060	*1580	1510	*1790	-	-
2.0	790	*1530	1010	*1730	1470	*2160	2330	*3230
1.0	770	*1580	980	*1870	1400	*2500	2170	*3690
0	790	*1600	980	*1930	1370	*2550	2160	*3580
-1.0	860	*1580	970	*1800	1370	*2410	2190	*3450
-2.0	1100	*1530	-	-	1330	*2020	2300	*2810
-3.0	*1300	*1300	-	-	-	-	*1490	*1490

Machine with cabin,
rubber crawlers,
bucket of 195 kg (750 mm).

A: Overhang from rotational axis (m).
B: Height of hooking point (m).
C: Safe working load (kg).



Blade above ground								
A	Maxi		5.0 m		4.0 m		3.0 m	
B								
5.0	*1510	*1510	-	-	*1580	*1580	-	-
4.0	1080	1100	-	-	*1530	*1530	-	-
3.0	870	900	1040	1130	1510	*1790	*2280	*2290
2.0	770	830	1010	1070	1470	1540	2300	2410
1.0	760	800	990	1040	1400	1460	2120	2260
0	800	820	970	1010	1320	1400	2120	2150
-1.0	850	950	950	1010	1340	1400	2130	2270
-2.0	1070	1100	-	-	1330	1400	2130	2300
-3.0	*1300	*1300	-	-	-	-	*1490	*1490

Tipping load, rating over front

Tipping load, rating over side 90°

The data contained in these tables represent the lifting capacity in accordance with ISO standard 10567. They correspond to 75% of the maximum static tipping load or 87% of the hydraulic lifting power. Data marked * are the hydraulic limits of the lifting power.

WINNER PLANT

SUSSEX: 01903 230700
SURREY: 01483 456789
EMAIL: SALES@WINNERPLANT.CO.UK